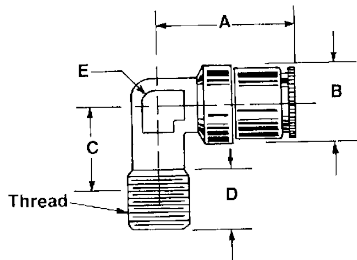


### Quicklinc™ Tubing Adapter—Male Straight

Use with ¼" O.D. non-metallic tube for quick installation. Tubing simply pushes into place without ferrules or flairs. Nickel plated brass construction.

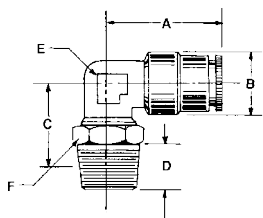
Part No.	Tube O.D. Size - in.	Thread	Dimensions - in. / mm			Max. Oper. Pressure
			A	B	C-Hex	
244047	¼	⅛" NPTF	.984 / 25	.460 / 11.7	.472 / 12	250 psig 17 bar
244055		¼" -28	.784 / 19.9			
244057		M6 X 1-6G Tapered	.965 / 24.5			



### Quicklinc™ Tubing Adapter—Male 90° Elbow, Non-Swivel

Use with ¼" O.D. non-metallic tube for quick installation. Tubing simply pushes into place without ferrules or flairs. Nickel plated brass construction.

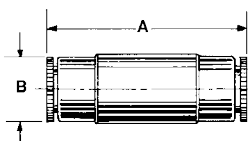
Part No.	Tube O.D. Size - in.	Thread	Dimensions - in. / mm					Max. Oper. Pressure
			A	B	C	D	E-Flat	
244048	¼	⅛" NPTF	.905 / 23	.500 / 12.7	.531 / 13.5	.374 / 9.5	.394 / 10	250 psig 17 bar
244054		¼" -28				.172 / 4.4		
244056		M6 X 1-6G Tapered				.590 / 15		



### Quicklinc™ Tubing Adapter—Male 90° Elbow, Swivel

Use with ¼" O.D. non-metallic tube for quick installation. Tubing simply pushes into place without ferrules or flairs. Nickel plated brass construction.

Part No.	Tube O.D. Size in.	Thread	Dimensions - in. / mm						Max. Oper. Pressure
			A	B	C	D	E-Flat	F-Hex	
243699	¼	⅛" NPTF	.905 / 23	.500 / 12.7	.728 / 18.5	.374 / 9.5	.354 / 9	.472 / 12	250 psig 17 bar
244053		¼" - 28							



### Quicklinc™ Tubing Adapter—Tube Union

Use with ¼" O.D. non-metallic tube for quick installation. Tubing simply pushes into place without ferrules or flairs. Nickel plated brass construction.

Part No.	Tube O.D. Size in.	Dimensions - in. / mm		Max. Oper. Pressure
		A	B	
244058	¼	1.397 / 35.5	.460 / 11.7	250 psig 17 bar