

Technical Specification





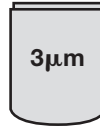



Stauff SF6500-series spin-on elements are used with the Stauff SAF series spin-on filters.

Seals	NBR (Buna-N [®]) seals
Working pressure	max 14 bar (200 PSI), maximum pressure differential of 5.5 bar (80 PSI) for any application with no bypass valve
Temperature range	-32°C to 100°C (-25°F to 212°F)
Media	Mineral oils, other fluids on request



Dimensions and Ordering Code

Dimensions in mm (inch)

	Filter Paper				Microglass			Water Absorbing
	SF6520	SF6521	SF6510	SF6511	SF6549	SF6505	SF6504	SF6520-W
								
Diameter	93.2 (3.67)	93.2 (3.67)	93.2 (3.67)	93.2 (3.67)	93.2 (3.67)	93.2 (3.67)	93.2 (3.67)	93.2 (3.67)
Length	147 (5.76)	204 (8.00)	147 (5.76)	204 (8.00)	147 (5.76)	147 (5.76)	147 (5.76)	133 (5.25)
Element Thread	1-12 UNF	1-12 UNF	1-12 UNF	1-12 UNF	1-12 UNF	1-12 UNF	1-12 UNF	1-12 UNF
Beta Ratio	$\beta_{10} \geq 2$	$\beta_{10} \geq 2$	$\beta_{25} \geq 2$	$\beta_{25} \geq 2$	$\beta_3 \geq 75$	$\beta_{10} \geq 75$	$\beta_{25} \geq 75$	$\beta_{10} \geq 2$
Dirt Holding Capacity ACFTD (g)	14.4	22	20.4	31.2	19	11	26	Water holding capacity 162 ml (5.5 oz)
Filtration Area	2303 cm ² (357.5 in ²)	3881 cm ² (601.7 in ²)	2212 cm ² (342.9 in ²)	3388 cm ² (525.1 in ²)	2519 cm ² (390.4 in ²)	2405 cm ² (372.7 in ²)	2405 cm ² (372.7 in ²)	1225 cm ² (190 in ²)
Maximum Working Pressure	14 bar (200 PSI)	14 bar (200 PSI)	14 bar (200 PSI)	14 bar (200 PSI)	14 bar (200 PSI)	14 bar (200 PSI)	14 bar (200 PSI)	6.9 bar (100 PSI)
Carton Quantity	12	12	12	12	12	12	12	12
Carton Weight	6.3 kg (13.9 lb)	8.4 kg (18.5 lb)	6.4 kg (14.2 lb)	8.8 kg (19.4 lb)	8.6 kg (19 lb)	8.6 kg (19 lb)	8.6 kg (19 lb)	8.6 kg (19 lb)

Flow Characteristics

The following characteristics are valid for mineral oils with a density of 0,85 kg/dm³ and the kinematic viscosity of 30 mm²/s. The characteristics have been determined in accordance to ISO 3968.

